Piano Studies

(The boy with the moon in his eyes)

2003 – 2006

Philip Venables

Piano Studies

(The boy with the moon in his eyes)

Philip Venables

(2003 – 2006)

Written for Daniel Browell for performance at the 2007 Park Lane Group Series, 8th January 2007, at the Purcell Room, The South Bank Centre, London.

With thanks to Daniel Browell, Sarah Nicolls and Naomi Pinnock.

Piano Studies

(The boy with the moon in his eyes)

Philip Venables

(2003 – 2006)

I. For chords: weight, legato and stretching
II. For staccato chords
III. For tremoli
IV. For repeated notes

These studies can be performed in any order deemed musically sound by the performer. This order is only suggested.

Duration: c. 11'00"

Listener's note

'The boy with the moon in his eyes is a growing set of studies for solo piano. They have grown from *'The girl with the sun in her head',* a very short study piece written for the pianist Sarah Nicolls in 2003. This piece took Debussy's *Étude pour les notes répétées* as its starting point (and in the current set an adapted version of it is called *'For repeated notes'*). Debussy's inclination to make piano studies more than just exercises but musically intelligent and expressive pieces continued to influence me during the composition of the three later studies written for Daniel Browell. All the studies are descriptively named in the same vein as Debussy's *Études*.

PV

For chords: weight, legato and stretching

Climbing, with much rubato and poise, ♩ = c. 40







Copyright © Philip Venables, 2006


14
ppp
ppp cresc.
f
p
ppp
ppp cresc.
18
p
f
8vb
(loco)
p
21
p
mp
p
p
mf
ppp
8vb
(loco)
pp


24
pp cresc. al b. 29
mf cresc. al b. 29
mp
pp
pp cresc. al b. 29


27
mf
f
ff
mf


8va
30
pp sempre al fine
pp
f sempre al fine
(f)
8va
pp sempre al fine
Ped.

For staccato chords



Copyright © Philip Venables, 2006


15
3
sffffz
p leggiero
p
18
fff
sffffz
p
f
21
fff
p
f
pp
f
5
f
8vb
p
23
(p)
f
fff
sffffz
p
3
ff
sffffz
p


26
p pp
f
29
p
mf
f
fff
sffz
32
fff
ffff
Ped.
34
8vb
sffffz

Turn over

For tremoli

Static, peaceful ♩ = 52



* The intention is to play the outer lines with the little/outer fingers and the inner tremoli with the thumbs/inner fingers, in order that the outer lines can be sustained without pedal.



Copyright © Philip Venables, 2006


11
3
13
15
Ped.

For repeated notes

Prestissimo ritmico e staccato (♪ = 144)



Copyright © Philip Venables, 2006


29
pp sub.
una corda
p sub.
tre corde
pp
una corda
35
fff sub.
tre corde
40
8vb
8vb
44
8vb
pp sub.
p sub.
49
ff
pp sub.
ff sub.
pp sub.


54
mf
ff
59
(loco)
8vb
64
pp sub.
una corda
70
75
fff
tre corde
78
pp sub.

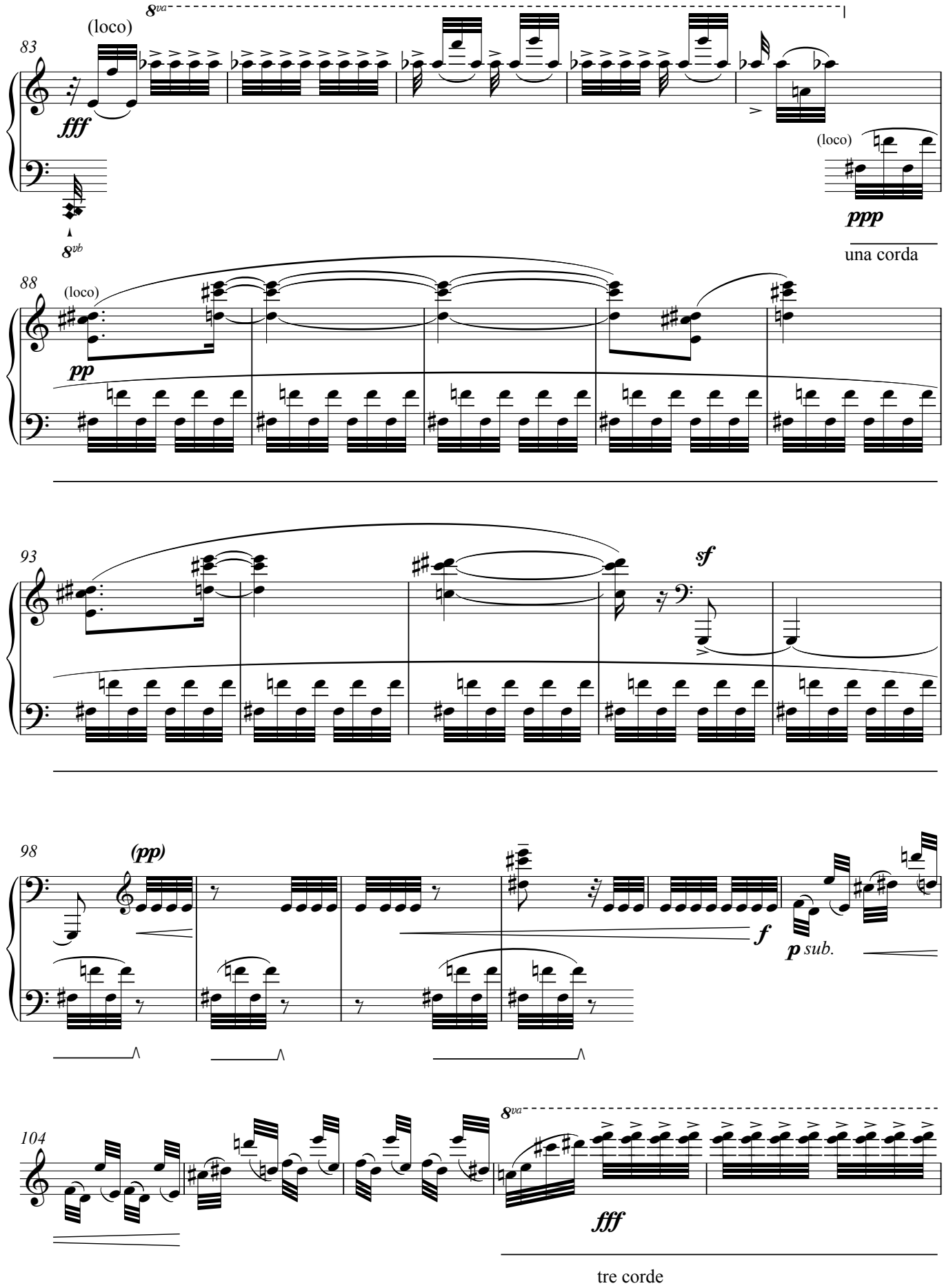
8va
(loco)
83
fff
8vb
(loco)
ppp
una corda
88
(loco)
pp
93
sf
98
(pp)
f
p sub.
8va
104
fff
tre corde


(8)
(loco)
109
8vb
(loco)
p
113
sf
p sub.
8va
118
(loco)
123
ff
mf sub.
8va
pp sub.
(8)
130


135
fff
(loco)
8va
8vb
(loco)
140
pp sub.
144
(loco)
149
with fists, if necessary, as hard as possible
1
2
3
fffff
sim.
153
4
5
6
7
8
9
10
160
11
12
(try to break
the strings)

For more information:

info@philipvenables.com
Tel: 07736 308407

www.philipvenables.com